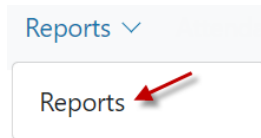


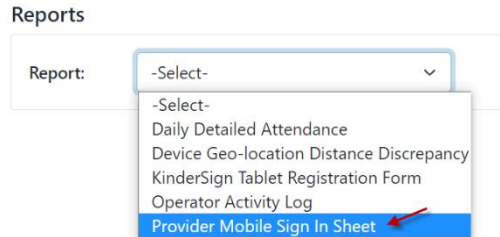
## KinderConnect – Printing Provider Mobile Sign In Sheet

KinderSmart users are required to scan a QR Code when checking children In and Out of care. The Provider needs to make this QR Code available to the Sponsors. To print a copy:

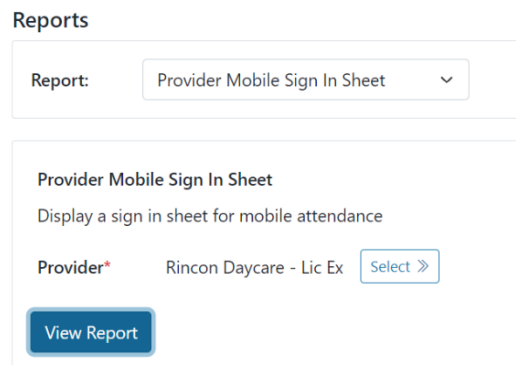
- A** Press **Reports** under Reports.



- B** Press the drop-down arrow and select the **Provider Mobile Sign In Sheet** report.



- C** Enter at least the required search parameters (indicated with a red asterisk \*).

A screenshot of the 'Provider Mobile Sign In Sheet' report form. The 'Report' dropdown is set to 'Provider Mobile Sign In Sheet'. Below it, the 'Provider\*' field is set to 'Rincon Daycare - Lic Ex' with a red asterisk next to the label. A 'View Report' button is visible at the bottom.

- D** Press **View**.

Once the Report generates, press **Open** from your browser to review. Note: Depending on your browser, it might be different.



- E** You can now display the report in your screen or post a printout.

