



# KinderSmart – Parent/Sponsor Download and Register the App to iPhone

- A** Tap the App Store icon on the smartphone home screen.



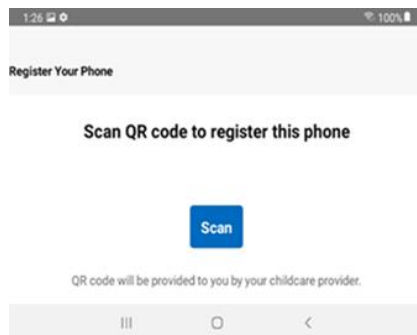
If the smartphone asks if the App Store may access your location, tap **Allow**. If the smartphone asks if you want to set up **Family Sharing**, tap **Not Now**.

- B** In the search field, type **KinderSmart Arizona** and tap .


- C** Once the **KinderSmart Arizona** app is located , tap **Get**, then double-click your side button to **Install**.

Depending on your settings, your phone will use Face ID to confirm your installation, or you will have to enter your Apple ID Password.

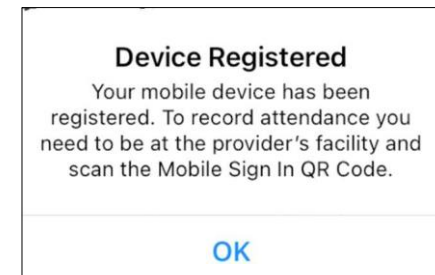
- D** Once the download is complete, tap **Open**. **KinderSmart by KinderSystems** will appear on the screen. Then tap **Scan**.



- E** Aim your smartphone camera at the QR code on your registration page with your name (given by your daycare provider).



A confirmation will appear that your device has been successfully registered.



You may now use your device to enter attendance for your child.