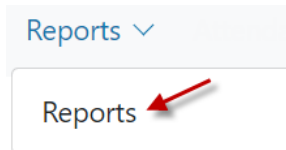


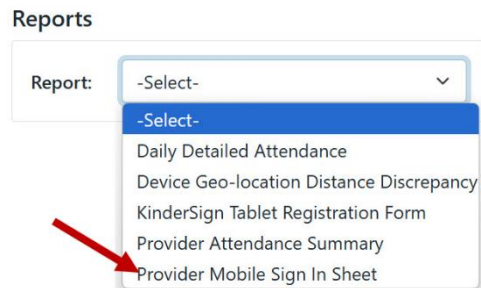
## KinderConnect – Printing Provider Mobile Sign In Sheet

KinderSmart users are required to scan a QR Code when checking children In and Out of care. The Provider needs to make this QR Code available to the Sponsors. To print a copy:

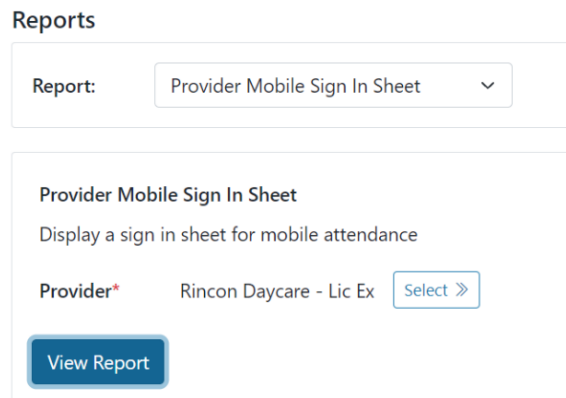
- A** Press **Reports** under Reports.



- B** Press the drop-down arrow and select the **Provider Mobile Sign In Sheet** report.



- C** Press **View Report**.

A screenshot of a web interface showing the 'View Report' page. The 'Report:' dropdown is set to 'Provider Mobile Sign In Sheet'. Below it, the report title 'Provider Mobile Sign In Sheet' is displayed, followed by the description 'Display a sign in sheet for mobile attendance'. The 'Provider\*' field is set to 'Rincon Daycare - Lic Ex' with a 'Select »' button. At the bottom, there is a blue 'View Report' button.

- D** Once the Report generates, press **Open** from your browser to review. Note: Depending on your browser, it may differ.



- E** You can now display the report on your screen or print a copy.

